


FPV GOGGLES

ARX-500



Hisingy

HISINGY.com

**DESIGNED BY PROS
FOR EVERYONE**

FPV MADE EASY



MINI DRONE

INSTRUCTION MANUAL



reddot winner 2022
Red Dot Award: Product Design



Please read this instruction manual carefully before using this product. This instruction manual contains important information, please safekeeping.

CATALOGUE

1 FPV Goggles

- 1.1 Key / Function of FPV Goggles
- 1.2 FPV Goggles Video Channel Selection
Video Transmission Channel Control
- 1.3 OSD Interface Specification
- 1.4 About Device Battery
 - 1.4.1 Device Battery Installation
 - 1.4.2 Charge the Device Battery

02



2 Description of Limited Warranty

10

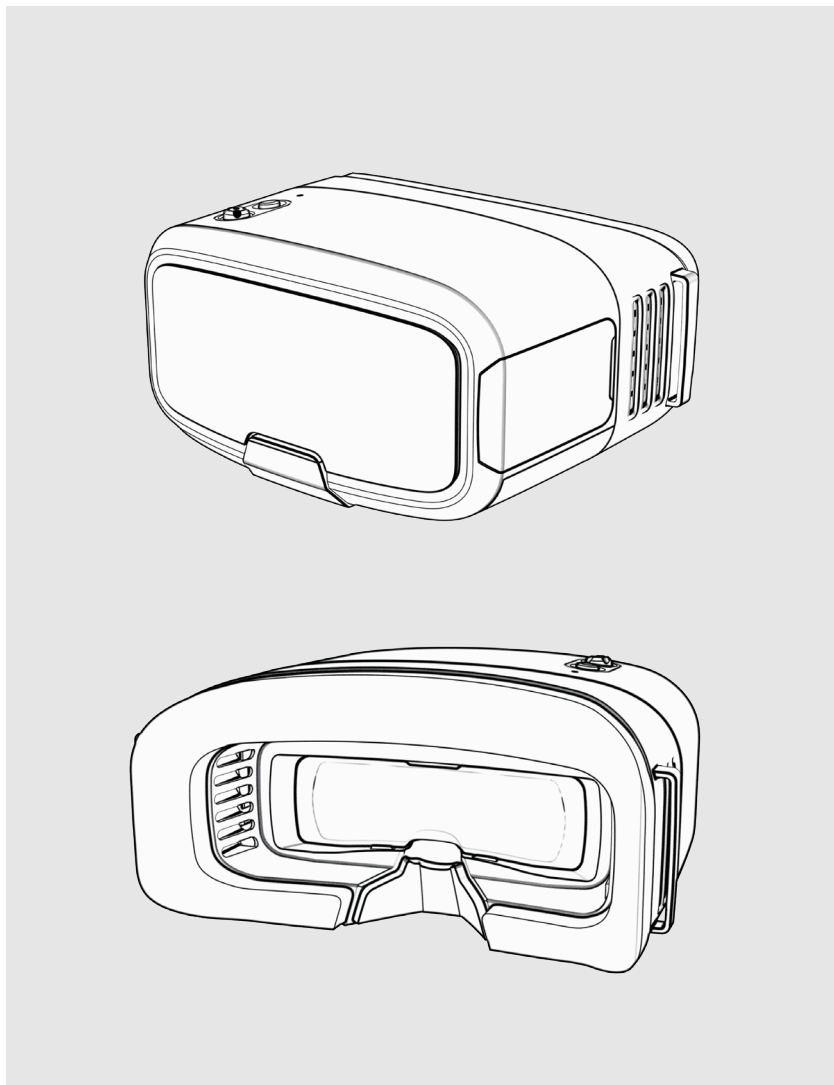


1

FPV GOOGLES

FPV Goggles

This is a mini FPV aircraft. Get ready for the thrill of immersive first-person-view flight!



1.1 Key / Function of FPV Goggles

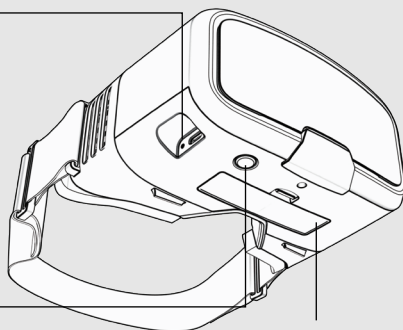
Type-C Charging Port

Charging Indicator

ON / OFF Switch

Usage: Long Press

Battery Compartment



Video Channel Switch Button

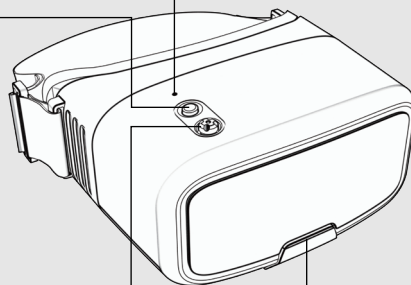
Usage 1: Short Press

Function 1: cycle between 8 video transmission channels

Usage 2: Long Press

Function 2: Auto Search

Speaker



5-Way Navigation Button

Usage: Push

Function: Left/right - contrast adjustment;
Forward / backward - brightness adjustment

Indicator Light

1.2 FPV Goggles And Video Channel Selection

HISINGY App Video Transmission Channel Control



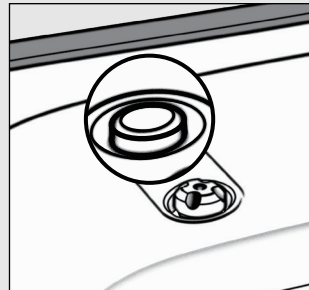
Connect the aircraft to HISINGY App, choose desired channel, and save settings.



APP DOWNLOAD



Use auto search function or manually cycle the channel of the FPV goggles to match the one previously selected on HISINGY App.

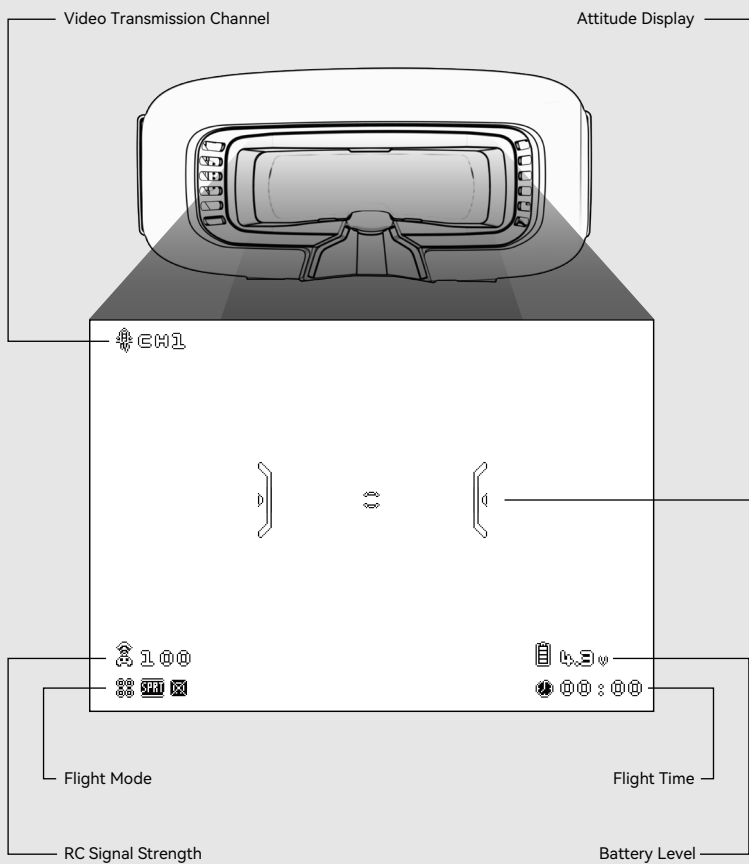




WARNING

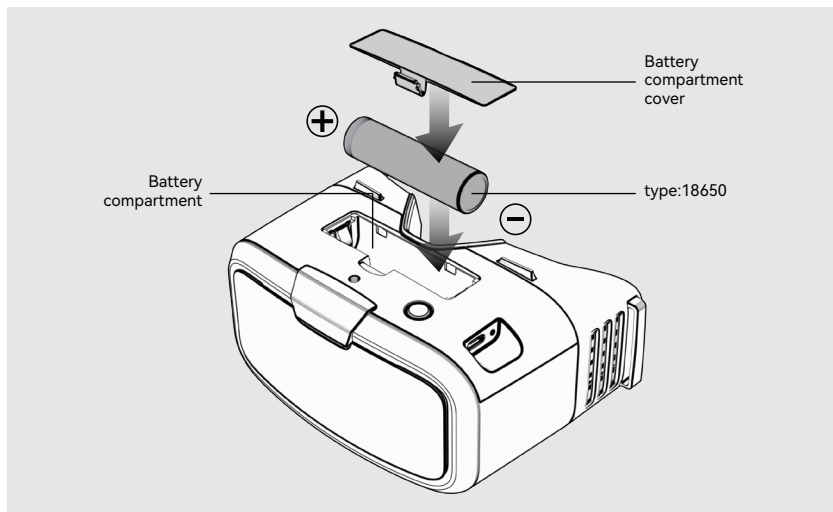
1. Before taking off, please make sure the FPV goggles is on the same channel as the aircraft. Please also check and make sure the video feed is good, otherwise it will be impossible to fly normally and safely.
2. Please determine video transmission channel in advance and set accordingly before flying with others to avoid unnecessary risk caused by interference.
3. In case of interference, land the aircraft first, then try to switch to other channels for better video feed. Long press engine start button to trigger emergency cutoff in case of emergency.

1.3 OSD Interface Specification

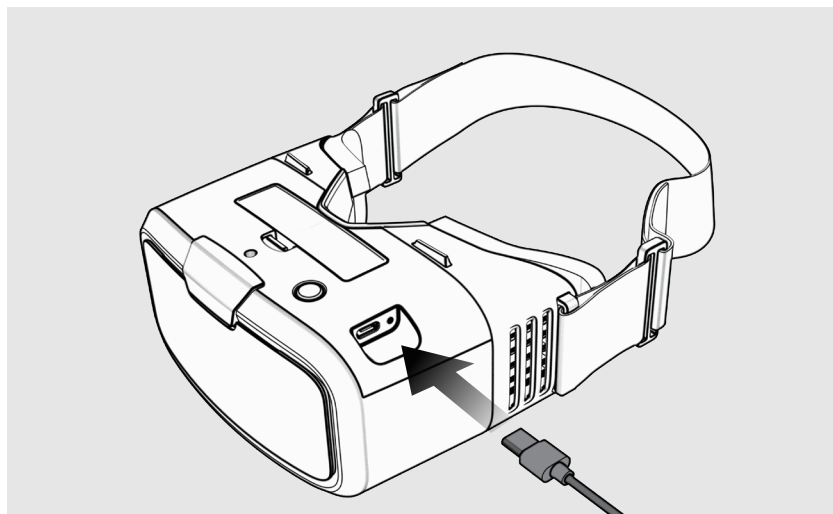


1.4 About Device Battery

1.4.1 Device Battery Installation



1.4.2 Charge the Device Battery





NOTICE

1. Please install the 18650 batteries according to the illustration shown in the battery compartment.
2. The FPV goggles will sound low battery alarm beeps as the battery voltage drops. When the low battery alarm goes off, please stop flying immediately and use the USB Type-C connector on the device to fully charge the device battery.
3. ARX-500 FPV goggles needs to be charged with the USB Type-A to USB Type-C cable supplied in the package.

2

DESCRIPTION OF LIMITED WARRANTY

The Warranty Scope

"HISINGY" Cockatoo & Friends Co., Ltd warrants to the original purchaser that the purchased products are free from material and workmanship defects at the date of purchase.

Not Covered by the Warranty

This warranty is non-transferable and does not cover:

1. Appearance damage
2. Damage caused by force, accident, misuse, abuse, negligence, commercial use or improper use, installation, operation or maintenance
3. Modify or privately modify any part of the product
4. Products purchased from distributors not authorized by HISINGY
5. Products not purchased from authorized HISINGY distributors
6. The product does not comply with applicable technical regulations, laws and regulations in use

Other than the express warranty above, HISINGY makes no other warranty or representation, and hereby disclaims any and all implied warranties, including, without limitation, the implied warranties of non-infringement, merchantability and fitness for a particular purpose. The purchaser acknowledges that they alone have determined that the product will suitably meet the requirements of the purchaser's intended use.

Warranty Claims Notice

HISINGY is only obliged to provide limited compensation to the purchaser if:

1. Service defects
2. Any product deemed defective by HISINGY

HISINGY reserves the right to inspect any and all products covered by warranty claims. It is HISINGY decision whether to provide the service or replace the product. Proof of purchase is required for all warranty claims.

Responsibility and Restraint

HISINGY shall not be liable for special, indirect, incidental or consequential damages, loss of profits or production or commercial loss in any way, regardless of whether such claim is based in contract, warranty, tort, negligence, strict liability or any other theory of liability, even if HISINGY has been advised of the possibility of such damages.

In addition, in no event shall the liability of HISINGY exceed the individual price of the product on which liability is asserted.

As HISINGY has no control over use, setup, final assembly, modification or misuse, no liability shall be assumed nor accepted for any resulting damage or injury. By the act of use, setup or assembly, the user accepts all resulting liability. If you as the purchaser or user are not prepared to accept the liability associated with the use of the product, purchaser is advised to return the product immediately in new and unused condition to the place of purchase.

About Law

These provisions shall be governed by Chinese law. This warranty gives you certain legal rights, and you may have other rights that vary from country to country. "HISINGY" Cockatoo & Friends Co., Ltd reserves the right to change or modify this warranty at any time, and will be notified on www.hisingy.com and HISINGY App.

Warranty Services (Questions, Assistance and Services)

Warranty or service support is not available at your local store or purchase location. You will need to contact your local distributor or HISINGY directly if there is a problem with starting the assembly, installation or use of the product. This will enable HISINGY to better answer your questions and serve you when you may need any assistance.

For questions or assistance, please visit our website www.hisingy.com for product support information, or call the customer service number mentioned in the Contact Warranty and Service Contact Information section to speak with a product supporter.

Inspection or Services

If the product requires inspection or repair and meets the requirements in the country / region where you live and use the product, please use the HISINGY online service on our website to request the submission process, or call HISINGY to obtain a Returned Goods Authorization (RMA) number. Use cartons to securely pack products. Please note that it is best to use the original product packing case, ordinary packing cases are not designed to withstand the strict transportation environment and do not provide additional protection. The shipper and transporter are liable for loss or damage to the package as HISINGY is not responsible for the goods until they have been signed for at our facility. Online service requests are available at www.hisingy.com. If you do not use the Internet, please contact HISINGY Product Support for a RMA number as well as instructions for submitting service offerings. When calling HISINGY, you will be asked to provide your full name, street address, email address, and a phone number where you can be reached during business hours. When sending products to HISINGY, please include your RMA number, a list of included products, and a brief description of the problem. A copy of your original proof of purchase (order, invoice) must be included. Make sure your name, address and RMA number are clearly written on the shipping carton.



NOTICE

Do not ship damaged flight batteries to HISINGY. If you have any questions about flight battery, please contact the appropriate HISINGY Product Support.

Warranty Requirements

Warranty conditions: You must attach your original purchase certificate to verify the date of purchase. If your products meet the warranty conditions, we will provide your products with free repair services or replacement. Repair service or replacement is determined by HISINGY after inspection.

Non-Warranty Service

If your service is not covered by the warranty, we will inform you of the specific payment service.

Cockatoo & Friends Co., Ltd.
Dongxiaojing Industrial Park, No. 205 Zone B, Unit 1277, Dongba Township, Chaoyang District, Beijing, China.
www.hisingy.com
hi@hisingy.com

Manufacturer:
Goertek Robotics Co., Ltd.

Address: A218, Building A, No. 35, Lane 799, Jiasongzhong Road, Qingpu District, Shanghai, P.R. China.

Product name: ARX-500
Item number: fh010101

GB/T 26701-2011




YOUTUBE



INSTAGRAM



FACEBOOK



TWITTER



©2023 Cockatoo & Friends Co., Ltd
"HISINGY" of Cockatoo & Friends Co., Ltd
All other trademarks, service marks or logos are property of their respective owners.
ver.202503

V2.0.25.03