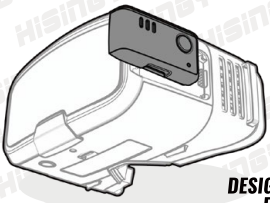


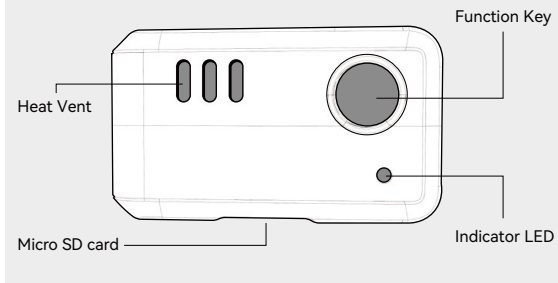
WI-FI DVR MODULE

FPV MADE EASY
MINI DRONE
INSTRUCTION MANUAL



HISINGY.com
DESIGNED BY PROS FOR EVERYONE

1 ABOUT WI-FI DVR MODULE

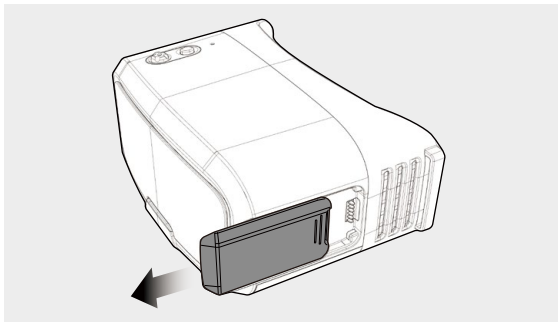


Technical Specs

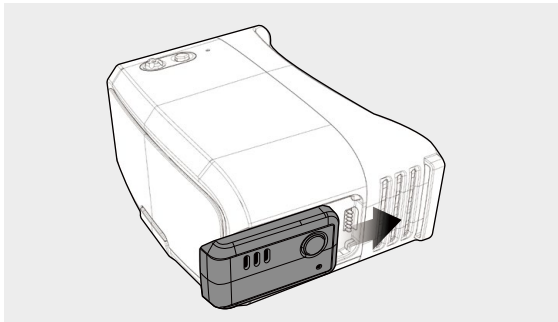
Storage card: 64GB max FAT32 format
Default SSID: HISINGY_DVR_XXXXXX
Default password: 12345678
Video format: 800 x 480 Pixels MPEG4 H264
Frame rate: 30FPS
Video length: 10 min
File size: 1.5GB / hr
Working temperature: 0°C—40°C

2 WI-FI DVR MODULE INSTALLATION

1. Remove the auxiliary device cover on the left side of the ARX-500 FPV Goggles.



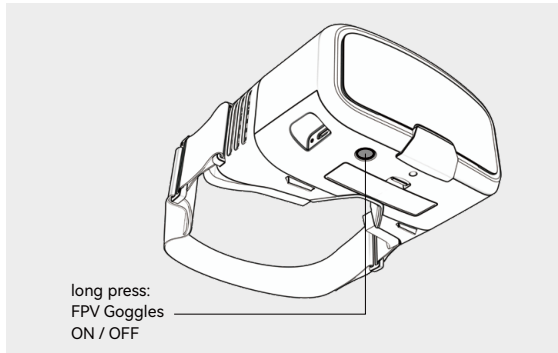
2. Slide the Wi-Fi DVR Module on to the ARX-500 FPV Goggles.



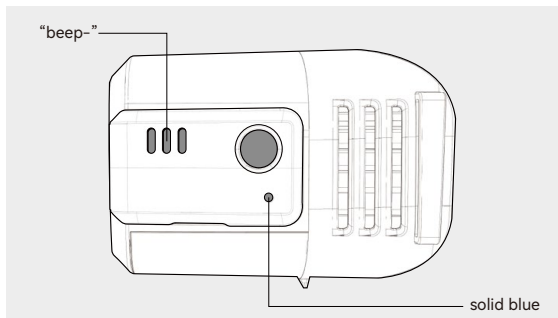
3 WI-FI DVR MODULE KEY / FUNCTION

3.1 Start Up

The Wi-Fi DVR Module does not have a separate on / off switch. It gets power from the ARX-500 FPV Goggles.

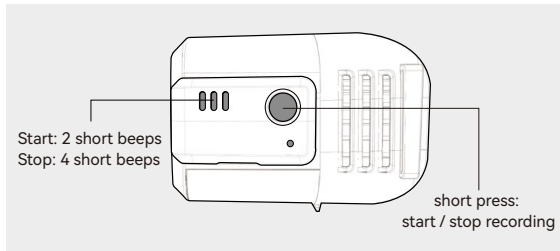


Once the ARX-500 FPV Goggles is switched on, Wi-Fi DVR will emit a long "beep" sound 20 seconds later, indicating the boot sequence is complete and it's ready for recording.

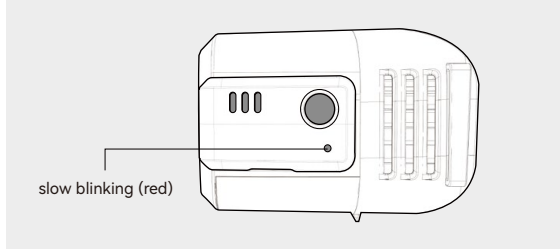


3.2 Start / Stop Recording

Short press the function key once to start and stop recording. The Wi-Fi DVR Module will emit 2 short beeps when recording is initiated, and emit 4 short beeps when recording is stopped.

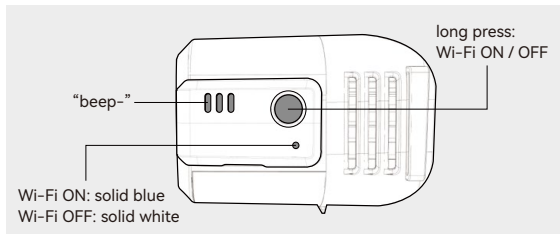


The indicator LED on the Wi-Fi DVR Module blinks slowly in red during recording.



3.3 Turn Wi-Fi On / Off

When the Wi-Fi DVR Module is in standby, long press the function key to switch Wi-Fi function on and off. The Wi-Fi DVR Module will emit a long beep indicating a Wi-Fi status switch. During standby, the indicator LED will display solid blue when the Wi-Fi is turned on and display solid white when Wi-Fi is turned off.



NOTICE

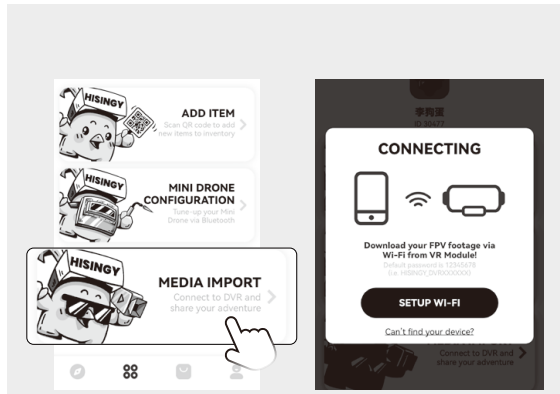
Wi-Fi function is turned on by default. Switching Wi-Fi off will result in a gain in ARX-500 FPV Goggles' battery life and could potentially reduce some radio interference to the radio / video link to the drone or indoor Wi-Fi systems in some operating environments.

Please end recording first before powering off the ARX-500 FPV Goggles or removing Wi-Fi DVR Module from the ARX-500 FPV Goggles. Failure to do so may result in file corruption, causing the last recording file to become unreadable.

4 HISINGY APP


4.1 Connect to Wi-Fi DVR Module

Go to "Device" page in HISINGY APP, tap "Media Import", follow the prompt to connect to Wi-Fi DVR Module's Wi-Fi network, and enter the media management page.



4.2 Watch / Manage / Download Recordings


1. Tap any video in DVR storage page or local media page to watch live stream via Wi-Fi.



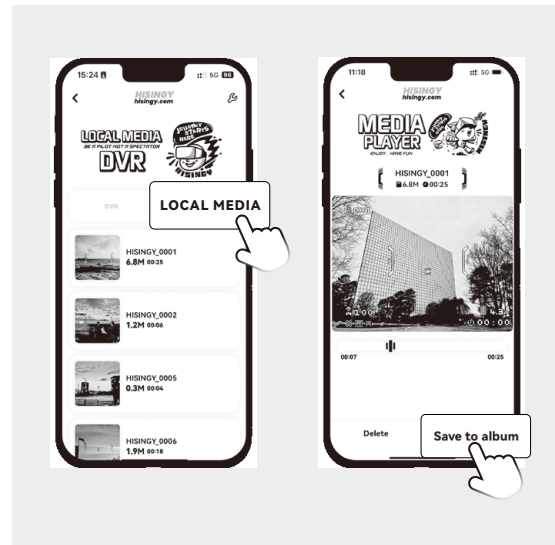
2. In live stream page, tap delete button on the bottom left to delete video.



3. In live stream page, tap download button on the bottom right to save video to local media folder.



4. Manage and save local videos to smartphone's album in local media page.

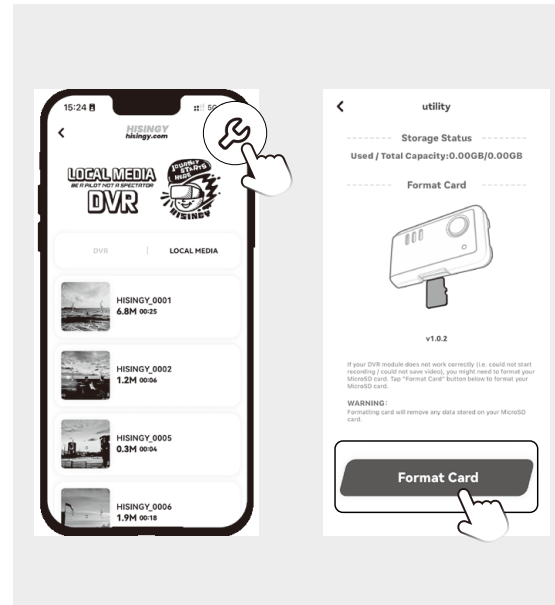


4.3 Format Storage Card

If Wi-Fi DVR will not start recording due to storage card error, please try to format storage card with the module. Simply connect to Wi-Fi DVR module, enter the video management page, tap the tiny wrench icon on the top right corner, scroll all the way down and tap format card.

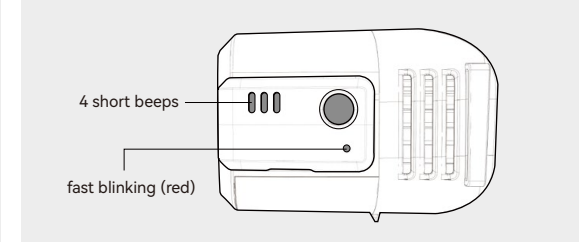
NOTICE

Wi-Fi DVR module only support Micro SD cards of FAT32 format with capacity less than 64GB.



5 FREQUENTLY ASKED QUESTIONS

If the storage card is full or is faulty, the recording will not start once the function key is pressed, and the beeper will emit short beeps 4 times, indicating the recording is stopped. Please verify the installation of the storage card, and verify storage card capacity / format (Wi-Fi DVR module only support Micro SD cards of FAT32 format with capacity less than 64GB.)



6 DESCRIPTION OF LIMITED WARRANTY

The Warranty Scope

"HISINGY" Cockatoo & Friends Co., Ltd warrants to the original purchaser that the purchased products are free from material and workmanship defects at the date of purchase.

Not Covered by the Warranty

This warranty is non-transferable and does not cover:

- Appearance damage
- Damage caused by force, accident, misuse, abuse, negligence, commercial use or improper use, installation, operation or maintenance
- Modify or privately modify any part of the product
- Products purchased from distributors not authorized by HISINGY
- Products not purchased from authorized HISINGY distributors
- The product does not comply with applicable technical regulations, laws and regulations in use

Other than the express warranty above, HISINGY makes no other warranty or representation, and hereby disclaims any and all implied warranties, including, without limitation, the implied warranties of non-infringement, merchantability and fitness for a particular purpose. The purchaser acknowledges that they alone have determined that the product will suitably meet the requirements of the purchaser's intended use.

Warranty Claims Notice

HISINGY is only obliged to provide limited compensation to the purchaser if:

- Service defects
- Any product deemed defective by HISINGY

HISINGY reserves the right to inspect any and all products covered by warranty claims. It is HISINGY decision whether to provide the service or replace the product. Proof of purchase is required for all warranty claims.

Responsibility and Restraint

HISINGY shall not be liable for special, indirect, incidental or consequential damages, loss of profits or production or commercial loss in any way, regardless of whether such claim is based in contract, warranty, tort, negligence, strict liability or any other theory of liability, even if HISINGY has been advised of the possibility of such damages.

In addition, in no event shall the liability of HISINGY exceed the individual price of the product on which liability is asserted.

As HISINGY has no control over use, setup, final assembly, modification or misuse, no liability shall be assumed nor accepted for any resulting damage or injury. By the act of use, setup or assembly, the user accepts all resulting liability. If you as the purchaser or user are not prepared to accept the liability associated with the use of the product, purchaser is advised to return the product immediately in new and unused condition to the place of purchase.

About Law

These provisions shall be governed by Chinese law. This warranty gives you certain legal rights, and you may have other rights that vary from country to country. "HISINGY" Cockatoo & Friends Co., Ltd reserves the right to change or modify this warranty at any time, and will be notified on www.hisingy.com and HISINGY App.

Warranty Services (Questions, Assistance and Services)

Warranty or service support is not available at your local store or purchase location. You will need to contact your local distributor or HISINGY directly if there is a problem with starting the assembly, installation or use of the product. This will enable HISINGY to better answer your questions and serve you when you may need any assistance.

For questions or assistance, please visit our website www.hisingy.com for product support information, or call the customer service number mentioned in the Contact Warranty and Service Contact Information section to speak with a product supporter.

Inspection or Services

If the product requires inspection or repair and meets the requirements in the country / region where you live and use the product, please use the HISINGY online service on our website to request the submission process, or call HISINGY to obtain a Returned Goods Authorization (RMA) number. Use cartons to securely pack products. Please note that it is best to use the original product packing case, ordinary packing cases are not designed to withstand the strict transportation environment and do not provide

additional protection. The shipper and transporter are liable for loss or damage to the package as HISINGY is not responsible for the goods until they have been signed for at our facility. Online service requests are available at www.hisingy.com. If you do not use the Internet, please contact HISINGY Product Support for a RMA number as well as instructions for submitting service offerings. When calling HISINGY, you will be asked to provide your full name, street address, email address, and a phone number where you can be reached during business hours. When sending products to HISINGY, please include your RMA number, a list of included products, and a brief description of the problem. A copy of your original proof of purchase (order, invoice) must be included. Make sure your name, address and RMA number are clearly written on the shipping carton.

Warranty Requirements

Warranty conditions: You must attach your original purchase certificate to verify the date of purchase.

If your products meet the warranty conditions, we will provide your products with free repair services or replacement. Repair service or replacement is determined by HISINGY after inspection.

Non-Warranty Service

If your service is not covered by the warranty, we will inform you of the specific payment service.

Federal Communications Commission (FCC) Interference Statement

This equipment has been tested and found to comply with the limits for a Class B digital device, pursuant to part 15 of the FCC Rules. These limits are designed to provide reasonable protection against harmful interference in a residential installation. This equipment generates, uses and can radiate radio frequency energy and, if not installed and used in accordance with the instructions, may cause harmful interference to radio communications. However, there is no guarantee that interference will not occur in a particular installation. If this equipment does cause harmful interference to radio or television reception, which can be determined by turning the equipment off and on, the user is encouraged to try to correct the interference by one or more of the following measures:

- Reorient or relocate the receiving antenna.
- Increase the separation between the equipment and receiver.
- Connect the equipment into an outlet on a circuit different from that to which the receiver is connected.
- Consult the dealer or an experienced radio/TV technician for help.

Note: Any changes or modifications not expressly approved by the party responsible for compliance could void the user's authority to operate the equipment.

RF exposure warning

The equipment complies with FCC RF exposure limits set forth for an uncontrolled environment.

The equipment must not be co-located or operating in conjunction with any other antenna or transmitter.

This device complies with Part 15 of the FCC Rules. Operation is subject to the following two conditions: (1) this device may not cause harmful interference, and (2) this device must accept any interference received, including interference that may cause undesired operation.

Cockatoo & Friends Co., Ltd.
Dongxiaojing Industrial Park, No. 205 Zone B, Unit 1277, Dongba Township,
Chaoyang District, Beijing, China.
www.hisingy.com
hi@hisingy.com

Manufacturer:
Goertek Robotics Co., Ltd.

Address: A218, Building A, No. 35, Lane 799, Jiasongzhong Road, Qingpu District, Shanghai, P.R. China.

Product name: Wi-Fi DVR Module
Item number: wd010101

GB/T 26701-2011




YOUTUBE



INSTAGRAM



FACEBOOK



TWITTER



©2023 Cockatoo & Friends Co., Ltd
"HISINGY" of Cockatoo & Friends Co., Ltd
All other trademarks, service marks or logos are property of their
respective owners.
ver.202308